

2020-2021 CASD Draft Preliminary Budget

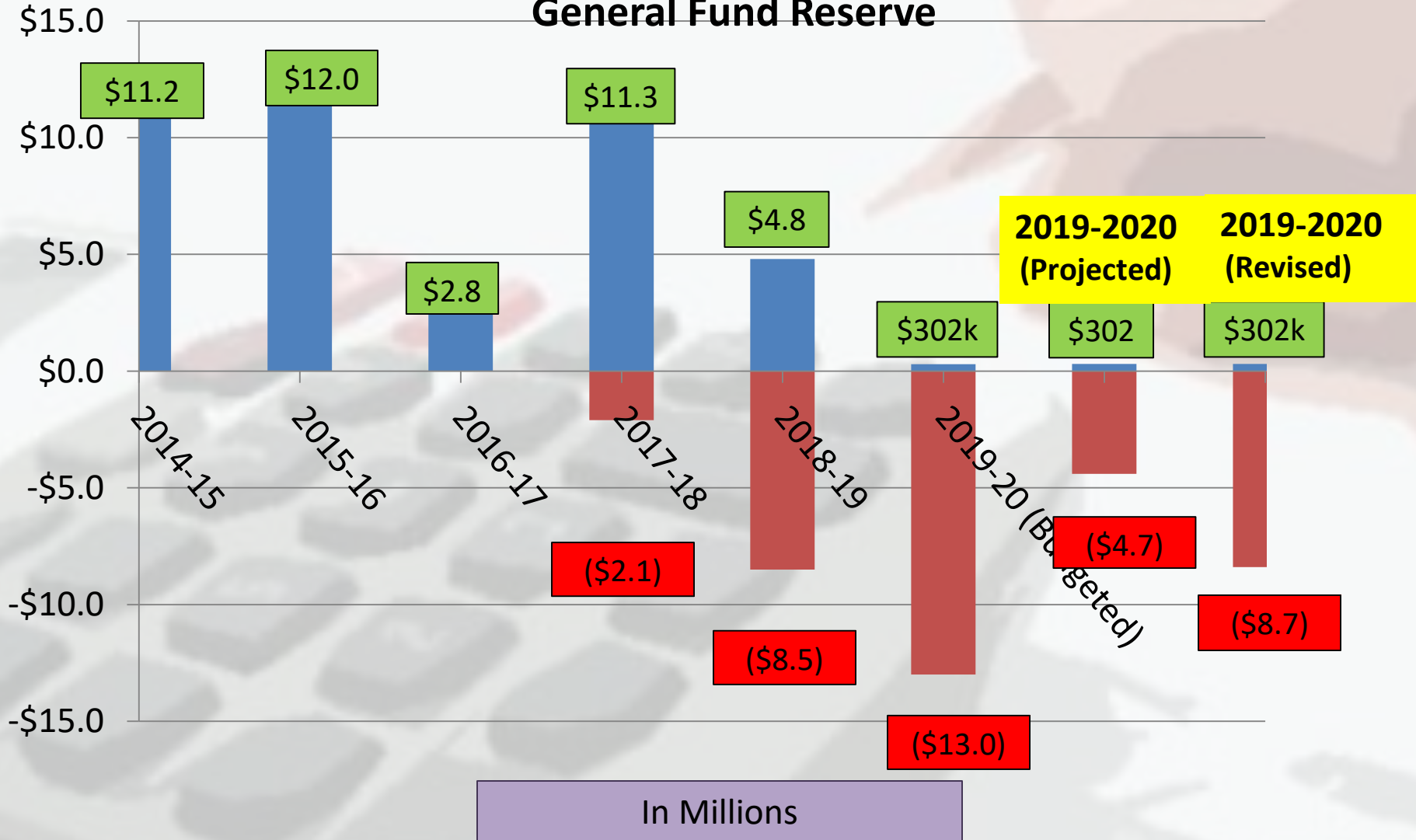
Parent/Community Focus Groups – January 15, 2020

Variables

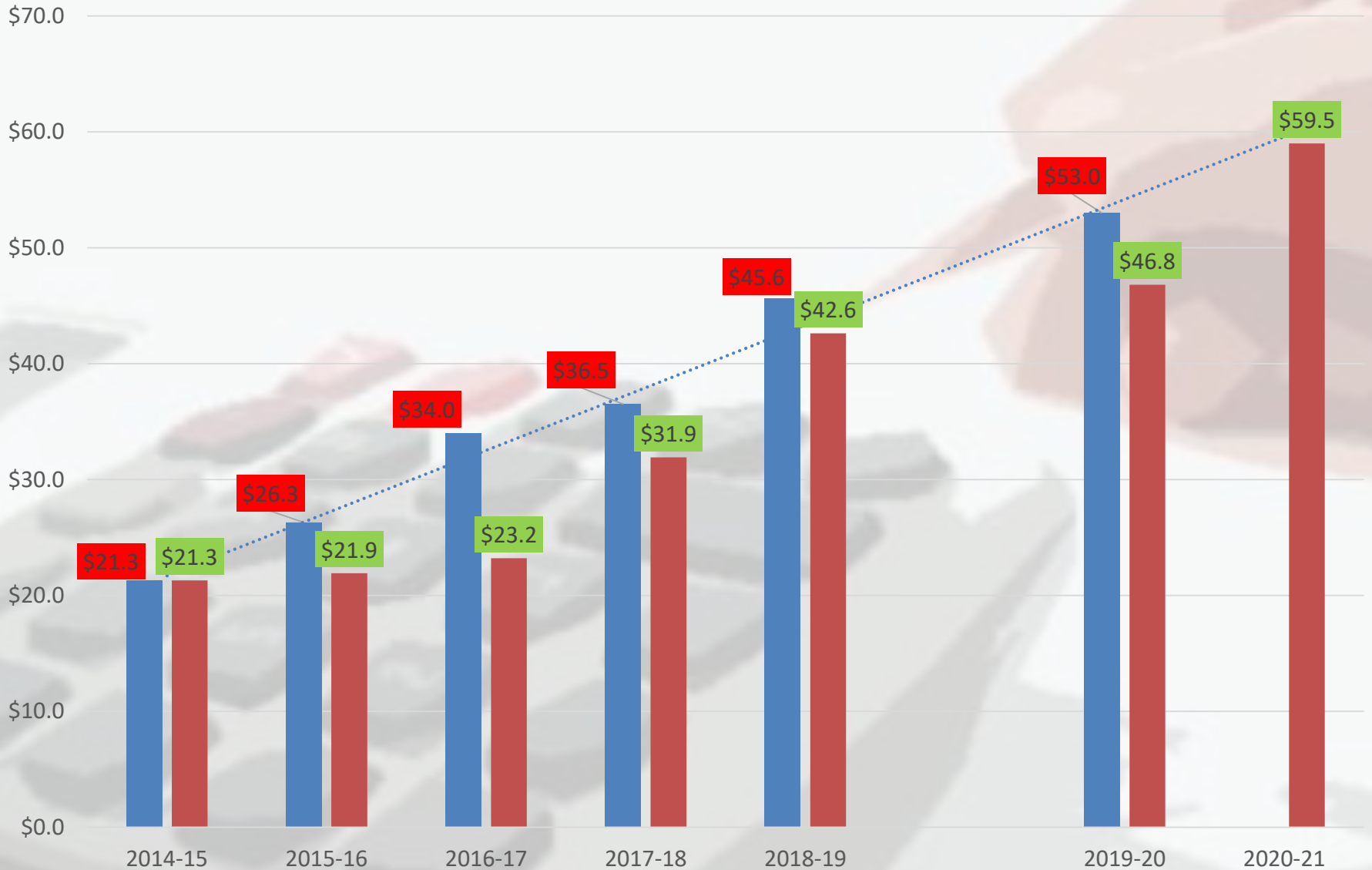
- Economy
- Politics
 - State Budget
- Assessment Appeals
- Special Education
- Charter Schools

Reserves

General Fund Reserve

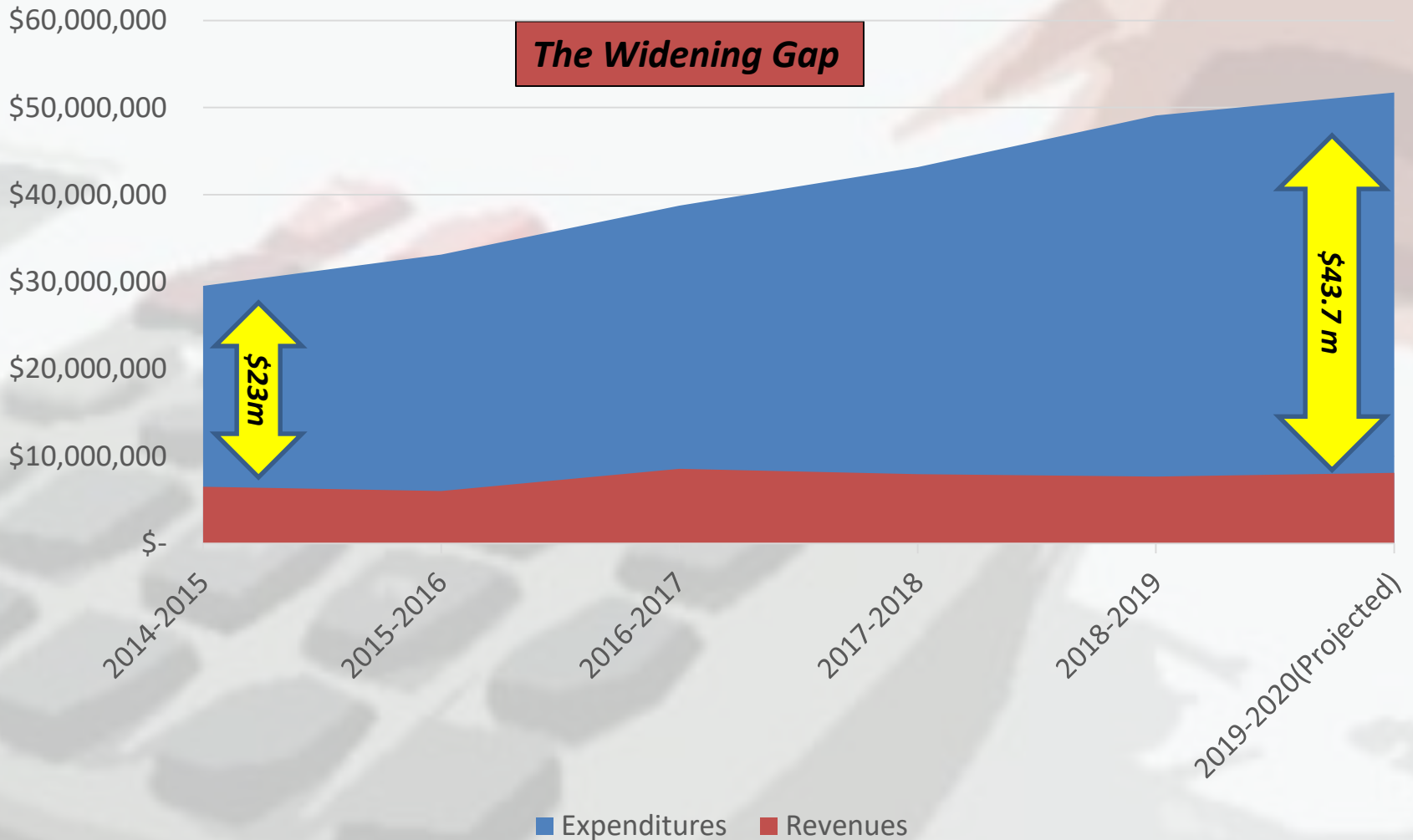


Historical & Projected Charter School Costs

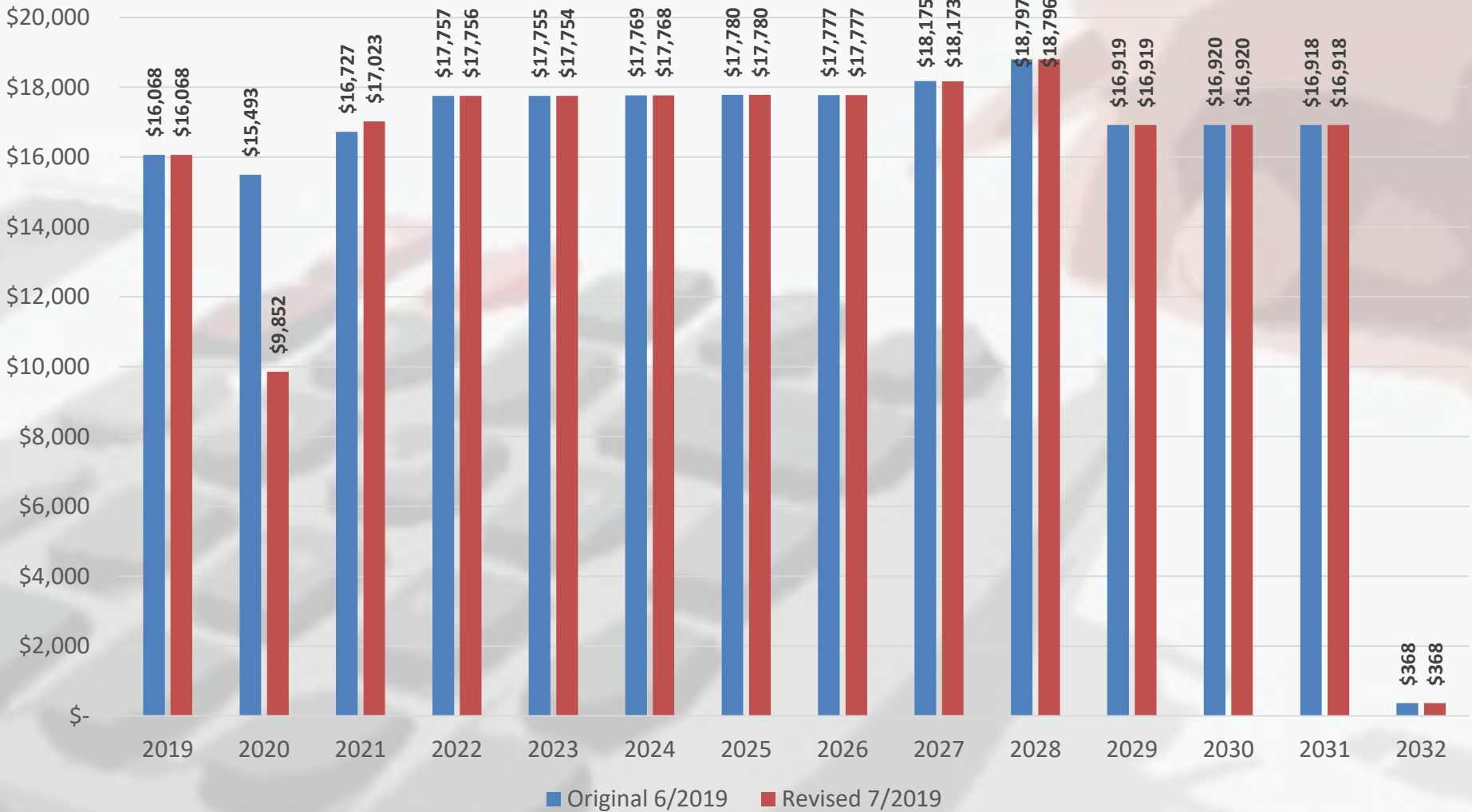


Preliminary Projections

Special Education Costs 6 years



Debt Amortization



■ Original 6/2019 ■ Revised 7/2019

In Thousands


Major Increases for 2020-2021:

- >Salaries: \$600k
- >Benefits: \$650k
- >Special Education: + \$700k
- >Substitute Teachers: +200k
- >Charter Schools: +\$12.7m
- >Debt Service: \$1.5m



Building a Budget:

Staffing:	36.7%	(\$70.6 million)	45.6%
Debt:	8.9%	(\$17.0 million)	
Support of Other Schools:	41.3%	(\$79.5 million)	86.9%
Transportation:	5.0%	(\$9.7 million)	91.9%
Infrastructure:	4.4%	(\$8.4 million)	96.3%
Operating Costs:	3.7%	(\$7.1 million)	100%
Budgetary Reserve:	0.0%	(\$0.0 million)	100%



Total Budget: \$192,300,000



Total:
\$192,300,000

Revenues: Funding the Budget	
Local Sources	\$ 122.1 million
State Sources	52.5 million
Federal Sources	3.6 million
TOTAL REVENUE	\$ 178.2 million
BUDGET GAP before any tax increase	14.1 million
Use of Reserves	N/A
TOTAL before any tax increase	\$ 192.3 million
BUDGET GAP After proposed use of Reserves	\$ 14.1 million

What are we doing to reduce the deficit?

Area	Potential Reduction
Transportation Study	\$1 Million - \$1.5 Million
RFP's for Services (Re-Bidding or renegotiating all contracts)	\$200k - \$500k
Refinancing/Restructuring Debt	\$? (Just did a Restructure in 2019)
Staffing (Teaching Staff/ Administrative Staff/ Support Staff)	TBD
Cyber Academy	\$500k - \$2m Depends on # of Cyber Charter Students returning
Special Education	Enhancing Program offerings to bring back outside placed students
Estimated Total	Needs to be \$10.5m - \$14.0m (depending on tax increase)

Staffing: Projected for 2020-2021

School Level	Staffing Proposed
Secondary	TBD
Elementary	TBD
Special Education	TBD
Other (Support, Adm., Etc.)	TBD
Estimated Total	TBD Need a total Reduction of positions to balance budget without raising taxes

Act 1: Historical


Fiscal Year	Act 1 Index (Adjusted Base)	CASD Millage Increase (%)	*CPI Increase
2020-21	3.3%	TBD	TBD
2019-20	2.9%	3.9%	1.6%
2018-19	3.0%	5.3%	2.8%
2017-18	3.2%	4.3%	2.0%
2016-17	3.1%	2.1%	0.3%
2015-16	2.4%	2.4%	0.0%
2014-15	2.6%	2.6%	1.7%
2013-14	2.1%	3.6%	1.5%
2012-13	2.1%	2.1%	1.7%
2011-12	1.7%	3.5%	3.6%
Avg's	2.6%	3.3%	1.7%

***Social Security Cost-Of-Living Adjustments –
Bureau of Labor Statistics
January 1st of year following the budget
adoption**

A Look at Millage:

Current millage (19-20): 38.2018

Millage proposed to fund 20-21
budget: TBD
Between
0% - 3.3%



Act 1 Index = 3.3%

On the Budget Calendar

2020-2021 Budget Action Dates for the Board

- Dec 17:** Deadline to approve Resolution not to raise taxes over Act 1 Index
- ~~**Jan 28:** Board adopts preliminary budget if opt out Resolution NOT adopted and deadline for approval of any referendum exceptions (Deadline to approve filing of Referendum Exceptions is Feb 13, so could approve n Feb 11, but recommend approval on this date)~~
- Apr 28:** Board adopts preliminary budget if opt out Resolution is adopted
- May 22:** Final budget available for inspection (20 days before adoption)
- May 30:** Public notice of intent to adopt final budget (10 days before adoption)
- June 9:** Final budget adoption (must be before June 30)

